



The Leader in Event Critical Timing Electronics



RaceAmerica Inc., 280 Martin Avenue Unit#1, Santa Clara, California USA 95050

Table of Contents

Drag Trees	3
2700 XL Wireless Drag Timing System	4
2900 XL Professional Dual Lane Drag Timing System	5
2650 XL Advanced Dual Lane Drag Timing System.....	6
2450 XL Professional S4 Four Lane Drag Timing System (Snowmobiles)	7
Comparison Chart for Drag Timing Systems	8
Scoreboards for Drag Racing	9
Drag Racing Scoreboards Comparison Chart	10
Timer AC4 Four Timer Autocross Timing System	11
PC Based ET T-Link Wireless Timing/AXWareET Software	12
DownHill Skiing	13
ET Timers (E-Series)	14
Comparison Chart for Autocross Timing Systems	15
LED Digital Displays	16
Comparison Chart for Displays	17
Timer MB Mud Bog and HillClimb Single Lane Timing Systems.....	18
Comparison Chart for Mud Bog and HillClimb Timing Systems	19
Timer SBD Soap Box Derby Timing System	20
5820 Wireless Soap Box Derby/AXWareDerby Software	21
Comparison Chart for Soap Box Derby Timing Systems	22
Race Track Equipment	
Intelligent Track Safety Lights	23
Track Safety Software	24
Race Track Scoreboards (Portable & Semi-Permanent)	25
Race Track Scoreboards (Large Permanent Install).....	26
Race Track Scoreboards Comparison Chart	27
Race Track Lap Timers	28
Comparison Chart for Single Vehicle Timers (Race Tracks)	29
Flop Clocks, Black Flag Displays	30
S-Trap Speed Trap Timers	31
Comparison Chart for Speed Trap Timer	32
Live Counting Displays	33
Comparison Chart for Live Counting Displays	34
Demo Tree Systems	35
Standalone Stage Light Maxi Dots	36
Comparison Chart for Practice and Staging Timing Systems	37
T-Link Wireless Solutions	38
Wireless Data Comm Links	39
Accessories: Wireless Solutions	40
RS422 Communication PODS & Matrix Printer.....	41
Accessories: Transportation & Storage	42
Accessories: Cable Management	43
Track Sensors & Infra-red Beam Emitters.....	44

DRAG TREES

Drag Race Equipment for the 21st Century



Revolutionary LED Drag Race Tree



- Purpose built to take advantage of 21st century technology
- Long lasting light circuits lowers life cycle costs
- Lightweight construction for easy transportation
- Low voltage system reduces energy costs (98% more efficient)
- Can slow down LED's illumination to match lighting profile of traditional incandescent floodlights
- Premium microprocessors operation for rapid & accurate communication with all timing system components
- Link to your current system
- Modern design for today's Racetrack


For more info go to: www.raceamerica.com/dtss.html

Classic Drag Race Tree (110V/230V)



Available option with all Drag Race Systems.

Classic Tree (12VDC)

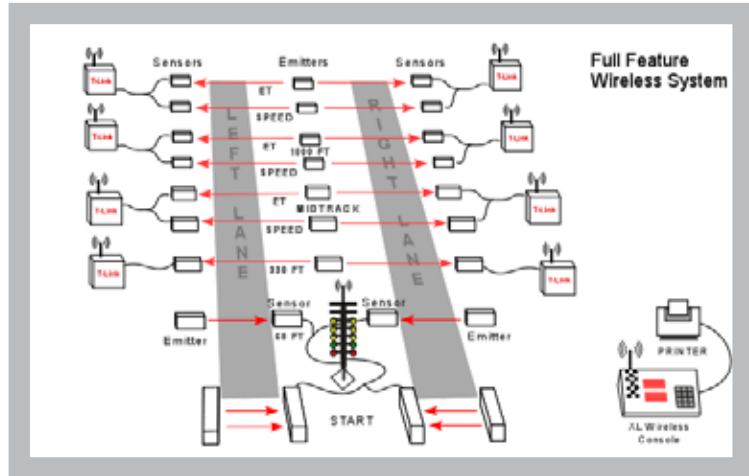


Front and side view

DRAG RACING

2700 XL Wireless

The World's first and only fully wireless Drag Timing System!



The XL Wireless Timing System Model 2700

The 2700 Series XL Wireless Drag Timing System can be configured as a single lane or dual lane timing system without the long track cables. The 2700 Timer Console communicates through an industrial grade wireless link to the Drag Tree, Start Line Beams, and 60 foot Beams. Remote T-Link Wireless units are located on the side of each lane for a full range of ET and speed measurements. The 2700 XL technology provides consistent reliable results with verifiable 0.001-second accuracy.

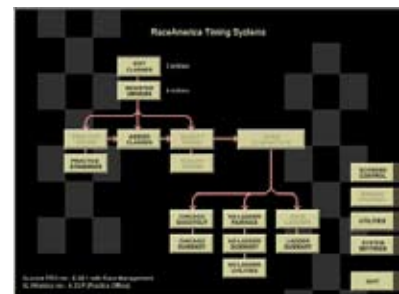
For more info go to: www.raceamerica.com/xlw.html

Track Layouts go to: www.raceamerica.com/xlwtrak.html

3128 XLscore PRO Control & Race Management

The XL Wireless timing system can be controlled by your PC running the optional XLscore PRO Race Management Software. The Race Management Software enables the functions on the main menu to manage the racing action from start to finish. The E.08 XLscore PRO Race Management Software runs under Windows XP, Vista, 7 and NT operating systems (32/64 Bit).

For more info go to: www.raceamerica.com/rmsw8.html



"Your system is great! It's easy to use and saves hours on set up and tear down. I can be up and running in 30 minutes from the time I arrive at my track to the first green light. Since we installed the RaceAmerica Wireless system we have had over 18,000 flawless runs"

Daniel Yoder, Owner of Two-Lane Blacktop Dragstrip

DRAG RACING

2900 XL Professional

Dual Lane Drag Timing System



The XL Professional Model 2900


The XL Professional model 2900 is designed for clubs and promoters running mid to high end race programs. RaceAmerica's XLscore PRO Control, Display & Race Management Software running in your PC or Laptop controls all aspects of this timing system from the tower. All XL Professional systems use our race proven infra-red beam emitters and infra-red track sensors allowing lane widths up to 50 feet with easy setup and alignment. The XL Professional system offers unique features like automatic beam alignment testing before every race and alignment verification on the Tree and the PC. The software includes network connectivity for remote PCs to be used to display race results. Included Race Management Software completes the package with Driver Registration, Qualifying, full 64 Car NHRA style Ladders and Single Eliminations.

For more info go to: www.raceamerica.com/ptxlmmain.html

3128 XLscore PRO Control & Race Management

The XL Professional timing system is controlled by your PC running the XLscore PRO Race Management Software. The Race Management Software enables the functions on the main menu to manage the racing action from start to finish. The XLscore PRO Race Management Software runs under Windows 3.1, 95, 98, 2000, ME, XP, Vista, 7 and NT operating systems (16/32 Bit).

For more info go to: www.raceamerica.com/rmsw.html



Drag Racing Scoreboards

RaceAmerica manufactures a full line of LED Scoreboards designed specifically for drag racing applications. Available digits sizes include 24in/60cm, 15in/38cm, 8in/20cm and 5in/13cm tall digits. These intelligent scoreboards are microprocessor controlled and utilize the latest technology Ultra-Bright LED's (Light Emitting Diodes).

For more info go to: www.raceamerica.com/sbdrag.html



DRAG RACING

2650 Series XL Advanced

Dual Lane Drag Timing System



The XL Advanced Model 2650

This product was designed for serious side-by-side drag racing. This state-of-the-art drag timing system allows owners the ability to start with the features they need today and the ability to add features in the future as their racing program changes.

The 2650 Series XL Advanced Drag Timing System is a dual lane timing system available in two models, the 2650H for HeadsUp starts and the 2650B with the added capability of Bracket/Index for staggered starts using Dial-ins for each lane. Both of the 2650 models ship with a 12VDC Metal Tree standard with the 110VAC or 230VAC Tree optional. Or upgrade to the new DTSS.

For more info go to: www.raceamerica.com/xlamain.html

3126 XLscore Advanced Data Capture Software

The XLscore Adv Race Results Display and Data Capture PC Software is compatible with 2650 series XL Advanced Drag Timing Systems. This is a versatile software program with Click and Point functionality, Class and Driver Registration, and Display of Race Results and Standings. The XLSCORE Adv software runs under Windows 3.1, 95, 98, 2000, ME, Vista, 7 and NT operating systems (16/32 Bit).

For more info go to: www.raceamerica.com/xlscorea.html

RACEAMERICA Timing Systems		Funny Car Class
Left Lane	by 0.040	Right Lane
Procs. @		Dimension, Tst
4.953	ET WIN	5.032
58.82	SPEED	56.72
0.768	RT	0.649
NO	REDLIGHT	NO
0.000	INDEX	0.000
NO	BREAKOUT	NO
5.721	TOTAL TIME	5.681

Buttons: SELECT CLASS, SAVE RESULTS, PRINT TIMESLIP, MAIN MENU, Need Up - Left, Need Up - Right, SELECT DRIVER

Drag Racing Scoreboards

RaceAmerica manufactures a full line of LED Scoreboards designed specifically for drag racing applications and interface to more than just RaceAmerica timing systems. Available digits sizes include 24in/60cm, 15in/38cm, 8in/20cm and 5in/13cm tall digits. These intelligent scoreboards are microprocessor controlled and utilize the latest technology Ultra-Bright LED's (Light Emitting Diodes).

For more info go to: www.raceamerica.com/sbdrag.html



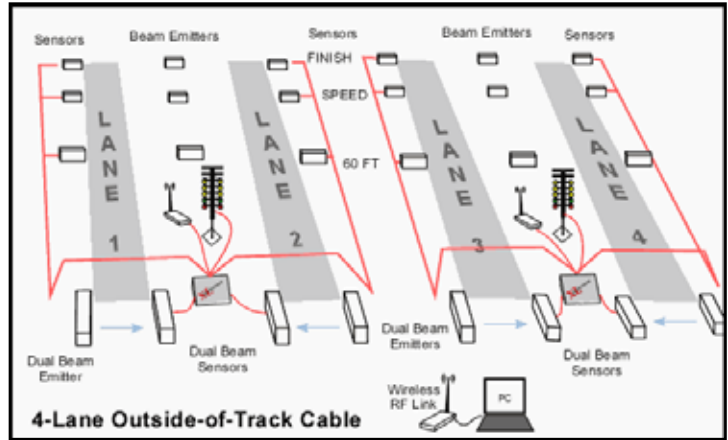
"Our event went great! The timing system worked flawlessly. Thanks so much for putting it together so fast for us."

Bill Deister, Motor City Solutions
Press Launch - 2011 Ford Mustang

SNOWMOBILE

2450 XL S4 Professional

Four Lane Drag Timing System



The XL Professional S4 Model 2450

The XL Professional S4 Timing System is the ultimate in 4-Lane Snowmobile Drag Timing Systems with no cables between the tower and the track. PC control with features like on-screen Stage monitoring, Finishing Order, Wireless Data Links, and ET, RT, Speed & 60FT. The XL Professional S4 is designed for 4-lane Ice and Grass Snowmobile Drag Racing events offering Pro and Full (Sportsman) starting lights formats. The XL Professional S4 is also available in a 2-lane package expandable to the 4-lane configuration. Fewer track cables is achieved through the implementation of a Wireless Data Comm Link between the tower and the track. PC software is included to control and configure the timing system. Finishing Order is displayed on both trees and on the PC Screen after each race.

For more info go to: www.raceamerica.com/s4main.html

3124 XLscore S4 Operation Software

The Timer S4 XL timing system is controlled by your PC running the XLscore S4 PC Software supplied with the system. The Main screen displays all four lanes of race results and monitors staging real-time through the Wireless Data Comm Links on the track. When a race completes, the software displays race results and finish order. Results are saved to the PC's hard drive, date and time stamped providing an audit trail for your event.

For more info go to: www.raceamerica.com/xls4.html

RaceAmerica Timing Systems				
	Lane 1	Lane 2	Lane 3	Lane 4
STAGE				
PLACE	3rd	2nd	4th	1st
ET	6.800	5.630	5.401	5.133
RT	0.806	0.578	0.490	0.510
TOTAL	7.406	6.408	5.891	5.643
SPEED	97.88	102.10	103.55	108.90
REDLIGHT	NO	NO	YES	NO
60 FT	2.405	2.388	2.105	2.104
BIB NO.	20	9	111	72

Snowmobile Scoreboards

The latest models of RaceAmerica Finish Order Scoreboards are now available in two digit sizes, 15 inch and 8 inch tall digits. These scoreboards are designed to connect to a RaceAmerica Timer S4 Four Lane Snowmobile Drag Timing System and display lane finishing order after every run. Even when operating in full direct sunlight, these scoreboards are easily viewable.

For more info go to: www.raceamerica.com/s4disp.html



DRAG RACING

Timing Systems

Comparison Chart

Product Name Model Numbers	<u>XL Professional</u> 2900	<u>XL Wireless</u> 2700	<u>XL Advanced</u> 2650H / 2650B	<u>XL Professional S4</u> 2450-2L / 2450-4L
Number of Lanes	2	2	2	2 and 4
Track Cables	Included	Wireless	Included	Included
Elapsed Time (seconds)	90.000 max	90.000 max	90.000 max	90.000 max
Vehicle Speed (MPH)	option 6020	option 6017	option 6020	option 6020
Vehicle Speed (Km/H)	option 6020	option 6017	option 6020	option 6020
60 Foot ET	option 6013	option 6017	option 6013	option 6013
330ft / 660ft / 1000ft ET	option 6013	option 6017	-	-
101m / 201m / 305M ET	option 6013	option 6017	-	-
660ft/201m Speed	option 6020	option 6017	-	-
1000ft/305m Speed	-	option 6017	-	-
Reaction Time (seconds)	9.999 max	9.999 max	9.999 max	9.999 max
Redlight Detection	Included	Included	Included	Included
Redlight Indicator	Included	Included	Included	Included
Perfect RT=0.000	Included	Included	-	-
Autostart	Included	with 3128		
Blue Light	with DTSS Tree	with DTSS Tree		
Pro & Full Starting Tree	Included	Included	Included	Included
Heads-Up Starts	Included	Included	Included	Included
Crosstalk Feature	Included	Included	-	-
Super Starts	Included	Included	-	-
Dial-ins/Bracket Starts	Included	Included	pn 2650B	-
Breakout Indicator	Included	Included	pn 2650B	-
Winner Indicator	Included	Included	Included	-
Finish Order Indicator	-	-	-	Included
Vehicle Pre-staging	Included	Included	option 6027	-
Vehicle Staging	Included	Included	Included	Included
Guard Beam	option 6023	option 6023	option 6023	Included
Pre-staging & Guard Beams	option 6023	option 6026	option 6026	-
Race Management S/W	Included	option 3128	-	-
Data Capture S/W	Included	option 3128	option 3126	Included
S/W Product Name	XLscore PRO	XLscorePRO	XLscore ADV	XLscore S4
S/W Model Number	3128	3128	3126	3124
Standard Tree Power	110VAC	110VAC	12VDC	110VAC
Optional Tree Power	12VDC/230VAC	12VDC/230VAC	12VDC/230VAC	12VDC/230VAC
Tree Height	Fullsize	FullSize	Fullsize	Fullsize
DTSS LED Tree Compatible	Yes	Yes	Yes	Yes


DRAG RACING

Scoreboards for Drag Racing



Need a pair of LED Scoreboards for your race track? RaceAmerica manufactures a full line of LED Scoreboards designed specifically for drag racing applications and interface to more than just RaceAmerica timing systems. Available digits sizes include 24in/60cm, 15in/38cm, 8in/20cm and 5in/13cm tall digits. These intelligent scoreboards are microprocessor controlled and utilize the latest technology Ultra-Bright LED's (Light Emitting Diodes). All RaceAmerica Scoreboards are designed to connect to standard 110VAC or 230VAC power or 24VDC/12VDC power or use an optional Internal Rechargeable Battery. With no moving parts to wear out, the solid state design increases reliability significantly and reduces the cost of owning scoreboards at your drag race. RaceAmerica's Scoreboards are available to connect to all RaceAmerica drag timing systems as well as most other manufacturers of timing systems including Compulink and Portatree.

Contact RaceAmerica with your scoreboard needs and see how easy it is to add scoreboards to your existing race track.



Picture showing relative scoreboard sizing for 5 digit displays and the LED detail of each digit size.

For more info go to: www.raceamerica.com/sbdrag.html



"The RaceAmerica LED scoreboards and their wireless communication systems have been thoroughly road tested. Despite a rigorous shipping schedule, having traveled to more than 50 locations with our team in a single year; the equipment worked perfectly every time."

Brian Bassone, Pinks All Out- Arm Drop Racing

DRAG RACING

SCOREBOARDS

Comparison Chart

Digit Height (in.)	5	8	15	24
Digit Height (cm.)	13	20	38	61

SINGLE LINE DUAL LANE

Number of Displays	2	2	2	2
RaceAmerica Timing Systems	pn 6528	pn 6828	pn 6628	pn 6428
Compulink Timing Systems	-	-	pn 6629	pn 6429
Portatree Timing Systems	-	-	pn 6629	pn 6429
Portatree Eliminator 2000 Box	pn 6527	pn 6827	-	-
Dial-In Boards (RA Systems)	pn 4528	-	-	-

DUAL LINE DUAL LANE


Number of Displays	4	4	4	4
RaceAmerica Timing Systems	pn 6510	pn 6810	pn 6610	pn 6410
Compulink Timing Systems	-	-	pn 6611	pn 6411
Portatree Timing Systems	-	pn 6812	pn 6611	pn 6411

Display Dimensions (in.)	11.5 x 29.63 x 3	14.25 x 46.75 x 3	22.25 x 64 x 4	29 x 112.5 x 4
Display Dimensions (cm.)	29.2 x 75.3 x 7.6	36.2 x 118.7 x 7.6	56.5 x 162.6 x 10.2	73.7 x 285.8 x 10.2
Number of Digits per Display	6	6	5	6
Hardwired Data Comm	RS232	RS232	RS422/RS485	RS422/RS485
Optional data Comm	RS422/RS485	RS422/RS485	-	-
Internal Wireless Option	Yes	Yes	Yes	Yes
Internal Battery Option	Yes	Yes	-	-
DC Power Requirements	12VDC	12VDC	12VDC	24VDC
AC Power Option	pn 6501	pn 6501	pn 6502	pn 18-2402
Permanent Install Kit	-	-	pn 6601A	pn 6601B

AUTOCROSS

3850 Timer AC4

Four Timer Autocross Timing System



Timer AC4 (Hardwired or Wireless)

RaceAmerica's Timer AC4 can actively time up to four cars on the track at the same time and display them in real time with thousandth of a second accuracy. The AC4 can operate with separate start & finish sensors or a single common start/finish sensor for lap timing.

Lap numbers, run numbers and best time can be displayed in M:SS.FFF format as well as SSS.FFF format. Sensor lockout time, off course time and 'end run' maximum time are adjustable can be preset.

For more info go to: www.raceamerica.com/tac4main.html

AXware Software for Windows from Axware Systems.

PRO and BASIC versions of the #1 Autocross software are available from AXware Systems and fully compatible.

Visit Axware website at www.axwaresystems.com to download a demo version of the software package designed for the RaceAmerica Timers.



AC4 Hardwired or Wireless with T-Link

Timer AC4 ships with 100 foot interconnect cables between the timer and the start & finish lines. Options include longer track cables or our T-Link Wireless system. T-Link Wireless is available with an integrated internal track sensor or configured to connect to an external track sensor via a 25 foot interconnect cable. The external sensor configuration is designed for applications where it is desirable to relocate the T-Link Wireless unit away from the track and out of harm's way.

For more info go to: www.raceamerica.com/tlink.html



Large Digital Displays

RaceAmerica introduces affordable Large Digital Displays to bring the crowd into your racing action. These Large Digital Displays are microprocessor based intelligent displays using the latest technology Ultra-Bright LED's (Light Emitting Diodes).

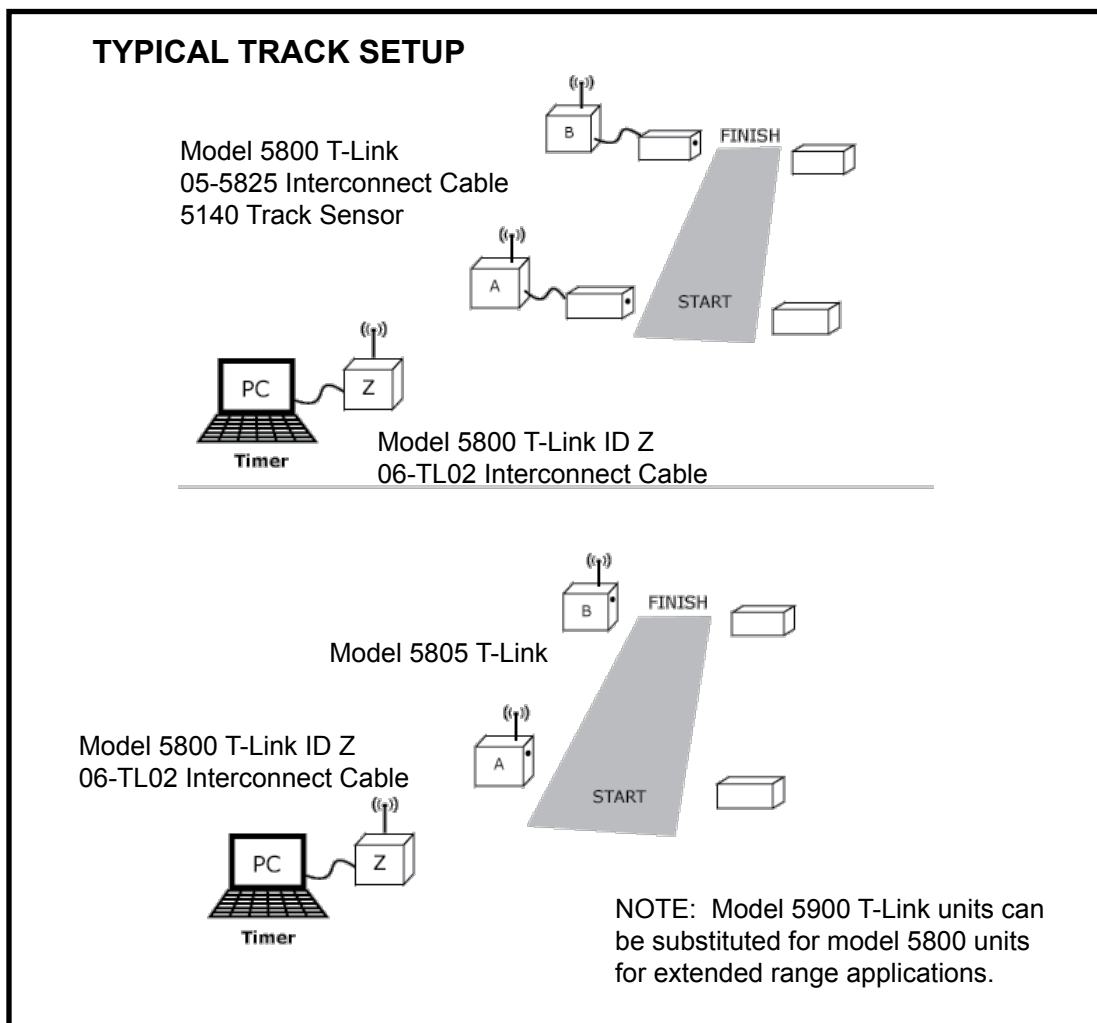
For more info go to: www.raceamerica.com/displays.html



MUD BOG HILLCLIMB

PC Based ET T-Link Wireless Timing/AxWareET Software

5800/5805 Single Lane Wireless - Elapsed Time



Utilizing RaceAmerica's 5800 or 5805 T-links/sensors and AXWareET Software

The set provides wireless timing with software that is a customized version of the AXWare For Windows PRO interface, specially tailored for ET specific functionality and control. The software can be extended with support for a Network Module that provides multiple clients that can exchange data for the event. For Software information visit www.axwaresystems.com

DOWNHILL SKIING

Wireless Auto Timer

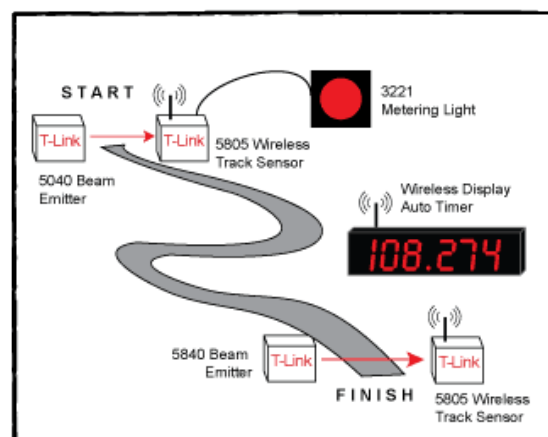
Multi-Functional Auto Display Timer



RaceAmerica's Wireless Auto Timers are completely standalone units with unattended operation. Typical uses include **Autocross** and **Downhill Skiing**, but can be utilized for any timing situation when unattended operation is desired. The Auto Timer can continuously time up to two skiers serially on the course at a time, display each skier's time as they cross the finish line, and meter the next skier's start at the top of the hill. By pre-selecting the timer's run parameters, the Wireless Auto Timer can clear out skiers who have fallen and taken too long and meter in the next skier.

The Wireless Auto Timer is available with 4 or 6 digits and three digits sizes. Models with 5in/13cm and 8in/20cm digits have Internal Wireless and Internal Rechargeable Batteries. Models with 24in/61cm digits have Internal Wireless and are powered by 110VAC, 230VAC 25VDC power sources.

The Wireless Auto Timers operate with RaceAmerica's T-Link Wireless Track Sensors at the top and bottom of the hill providing consistent accuracy of 0.001 seconds without interference to the wireless communications.



For more info go to: www.raceamerica.com/dwnauto.html

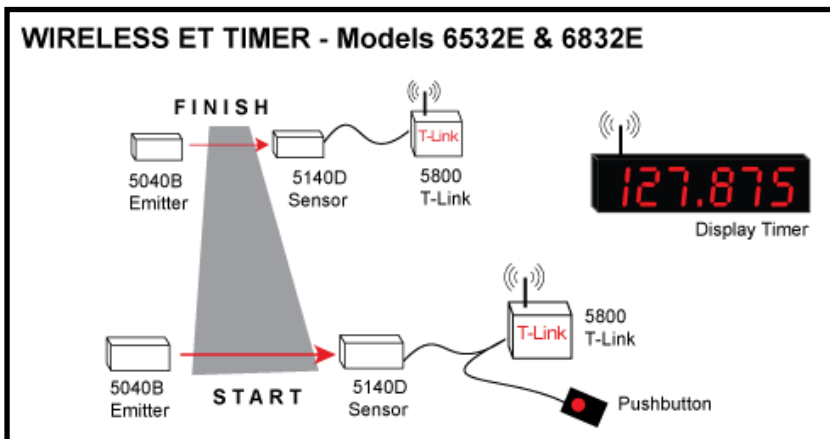
AUTOCROSS

ET Display Timers

Single Vehicle Elapsed Time Display Timers - E-Series

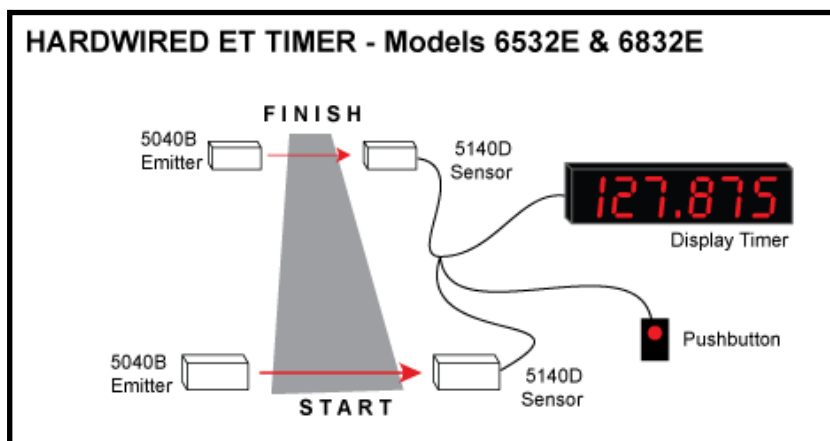


The 6X32E and 4X32E, E-series Display Timers, combine the timing accuracy and precision of our most popular Elapsed Time Timing Systems with the crowd pleasing presentation of one of our Large Digital Displays, all in one package. Designed for tracks where the start and finish lines define the extremes of the race track. The timer automatically checks alignments at the start line and finish line to insure the track electronics has not been bumped or misaligned before it resets for the next run.



The E-series Display Timers are counting timers displaying seconds, minutes or hours depending on the size and configuration and are accurate to .001 seconds. The units are available with 5", 8", 15" or 24" digit sizes depending on your visibility distance needs.

When the vehicle 'breaks' the starting beam, the display starts counting. Breaking the finish line beam stops the elapsed timing. The LED display continuously displays the current time counting live and freezes the display when the finish line is crossed.



Power can be supplied to the timer from any 12 volt DC power source or by using the optional 110 volt AC Adapter.

Available in hardwired or wireless configurations. For more info go to: www.raceamerica.com/dtet.html

AUTOCROSS

Timing Systems Comparison Chart

Product Name	Timer AC4	T-Link Wireless PC Based (see page 35)	Wireless Auto Timer (see pages 12/35)	Display Timer E-Series
Model Numbers	3850A	5800/5805	4x08/6x08	6x32E/4x32E
Wireless Track Cables	Optional	Yes	Yes	Optional
PC Required	Optional	Required	No	Optional
Timing Format M:SS.FFF	Included	Included	-	-
Timing Format SSS.FFF	Included	Included	Included	Included
Time Limit M:SS.FFF	9:59.999	9:59.999	-	-
Time Limit SSS.FFF	999.999	999.999	-	999.999 max
Number of Cars on Track	4 max	Unlimited	2	1 max
Track Sensor Type	Hardwired T-Link Wireless	T-Link Wireless	T-Link Wireless	Hardwired
S/W Required	No	Yes	No	No
S/W Compatibility	AXWare	AXWare	-	AXWare
Network Multiple PC's	add NW License	add NW License	-	add NW License
LED Display Available	Optional	Optional	Included	Included
LED Display 5IN/13CM	pn 6560	pn 6560	4 & 6 digit	4 & 6 digit
LED Display 8IN/20CM	pn 6860	pn 6860	4 & 6 digit	4 & 6 digit
LED Display 15IN/38CM	pn 6650	pn 6650	-	5 digit
LED Display 24IN/60CM	-	-	4 & 6 digit	4, 5 & 6 digit

DISPLAYS

LED Digital Displays

Intelligent Displays for Autocross



Viewability Range:

5" up to 200 ft'

8" up to 320ft'

15" up to 660ft'

RaceAmerica introduces affordable Large Digital Displays to bring the crowd into your racing action. These Large Digital Displays are microprocessor based intelligent displays using the latest technology Ultra-Bright LED's (Light Emitting Diodes).

These are no ordinary LED's. By incorporating the latest LED technology, RaceAmerica's Displays can be seen clearly with full sunlight shining directly into the front of the displays!

All RaceAmerica Large Digital Displays are designed to connect to standard 110VAC or 230VAC power using our AC Adapters or 12 volt DC power such as an automotive battery. The low power consumption level of these displays makes it possible to run a full day and night event on a single battery charge. With no moving parts to wear out, the solid state design increases reliability significantly and reduces the cost of owning displays at your autocross race event. RaceAmerica's Large Digital Displays are available in three digit heights to match placement on the track, in front of the drivers, and to show the race results to the crowd.

Check out the full set of features offered with this display and the capabilities to interface to just about anything with an RS232 serial port.

For more info go to: www.raceamerica.com/displays.html

PC Race Management Software

Connected to a PC running race management software, the display demonstrates the unique features designed around Autocross racing events. Each time a car passes through the finish line, the PC sends the display information about the current run time, the driver's best run, and where the driver is in the standings.

DISPLAYS

Comparison Chart

Digit Height (in.)	5	8	15
Digit Height (cm.)	13	20	38
Number of Digits (x)	4 or 6	4 or 6	5
Model Numbers	pn 65x0	pn 68x0	pn 6650
Display Dimensions (in.)	11.5 x 29.63 x 3	14.25 x 32.25 x 3	22.25 x 64 x 4
Display Dimensions (cm.)	29.2 x 75.3 x 7.6	36.2 x 81.9 x 7.6	56.5 x 162.6 x 10.2
Hardwired Data Comm	RS232	RS232	RS422/RS485
Optional Data Comm	RS422/RS485	RS422/RS485	-
Internal Wireless Option	Yes	Yes	Yes
Internal Battery Option	Yes	Yes	-
DC Power Requirements	12VDC	12VDC	12VDC
AC Power Option	pn 6501	pn 6501	pn 6502
Permanent Install Kit	-	-	pn 6601A

3210 Timer MB Mud Bog

Single Lane Elapsed Time



Timer MB available with T-LINK WIRELESS

RaceAmerica put their know-how and engineering to the task of developing a timing system designed with the Mud Bog, ATV, and Dirt Racing event in mind. Starting with the single lane timed run concept, RaceAmerica has taken timing Mud Bogs, ATV, and Dirt Racing to the next level of reliability and ease of use. The Timer MB timing system contains the Timer MB console with integrated LED Displays, two of our race proven Infrared Beam Emitters, two highly reliable Infrared Track Sensors, and track cables designed for tracks from 100 ft long to over 500 ft.

For more info go to: www.raceamerica.com/mudmain.html

AXWareET Software for Windows from AXware Systems (optional)

Data Capture software from AXware Systems includes class and driver registration, easy to use staging, real time results and race history.

For more info go to: www.raceamerica.com/softac.html

To download a demo version of the software go to www.axwaresystems.com/etdemos.html



Timer MB Hardwired or Wireless with T-Link

Timer MB ships with hardwired track cables between the timer and the start & finish lines. Options include longer track cables or our T-Link Wireless system. T-Link Wireless is available with an integrated internal track sensor or configured to connect to an external track sensor via a 25-foot interconnect cable. The external sensor configuration is designed for applications where it is desirable to relocate the T-Link Wireless unit away from the track and out of harm's way.

For more info go to: www.raceamerica.com/tlink.html



Large Digital Displays

RaceAmerica introduces affordable Large Digital Displays to bring the crowd into your racing action. These Large Digital Displays are microprocessor based intelligent displays using the latest technology Ultra-Bright LED's (Light Emitting Diodes).

For more info go to: www.raceamerica.com/displays.html



MUD BOG & HILLCLIMB

Timing Systems Comparison Chart

Product Name	<u>Timer MB</u>	<u>Wireless Timer MB</u> *	<u>T-Link Wireless</u>	<u>Display Timer</u>
Model Numbers	3210C	3210D-W	5800/5805	6x32E/4x32E (see page 13)
Wireless Track Cables	No	Yes	Yes	No
PC Required	Optional	Optional	Required	Optional
Elapsed Time	999.999 max	999.999 max	999.999 max	999.999 max
Number of Cars on Track	1 max	1 max	1 max	1 max
Track Sensor Type	Hardwired	T-Link Wireless	T-Link Wireless	Hardwired
S/W Required	-	-	Yes	-
PC Software Name	AXWareET	AXWareET	AXWareET	AXWareET
PC Model Number	pn3122	pn3122	pn3122	pn3122
Network Multiple PC's	add NW License	add NW License	add NW License	add NW License
LED Display Available	Optional	Optional	Optional	Included
LED Display 5IN/13CM	pn 6560	pn 6560	pn 6560	4 & 6 digit
LED Display 8IN/20CM	pn 6860	pn 6860	pn 6860	4 & 6 digit
LED Display 15IN/38CM	pn 6650	pn 6650	pn 6650	5 digit
LED Display 24IN/60CM	-	-	-	4, 5 & 6 digit

* Model 5900 for extended range applications.

SOAP BOX DERBY

3220 Timer SBD

Differential Finish and Elapsed Time Timing System



Timer SBD + Wireless



RaceAmerica improved the Timer SBD Timing System with the Soap Box Derby racing event in mind. The Timer SBD is two timers in one measuring the Differential Time between each lane crossing the finish line AND measuring the Elapsed Time for each lane! The Elapsed Time measurement is displayed on dual LED Displays located on the console and the ET's can be enabled or disabled with a few keystroke on the integrated 12-button keypad.

For more info go to: www.raceamerica.com/soapts.html

For track diagrams: www.raceamerica.com/sbdtrak.html

AXWareDerby for Windows

PC software versions are available to capture race results or to manage all the practice and elimination rounds by class. Single and Double eliminations as well as computer generated pairings or AASBD heat sheet pairings.

For more info go to: www.raceamerica.com/sbderby.html

Class	#	Name (Last F)	Point Class	Point #	Time (Last S)
Elimination Round 1					
DRIVE	100	TRAC TONIA	DRIVE	100	0:19.750
DRIVE	34	NUMBET DRIVE	DRIVE	430	0:20.000
DRIVE	31	ORR LANCER	DRIVE	110	0:20.125
DRIVE	5	DRIVE RUSTY	DRIVE	0	0:20.250
Elimination Round 2					
DRIVE	95	DRIVE RUSTY	DRIVE	210	0:20.375
DRIVE	43	DRIVE DRIVE	DRIVE	7	0:20.500
DRIVE	27	DRIVE DRIVE	DRIVE	24	0:20.625
DRIVE	28	DRIVE DRIVE	DRIVE	20	0:20.750
DRIVE	0	DRIVE DRIVE	DRIVE	0	0:20.875

Timer SBD Hardwired or Wireless with T-Link

SBD Timing is available in a hardwired model, pictured above as well as a wireless model, pictured on right. Both models provide differential finish timing and optional elapsed time for each lane.

For more info go to: www.raceamerica.com/sbdw.html



Large Digital Displays

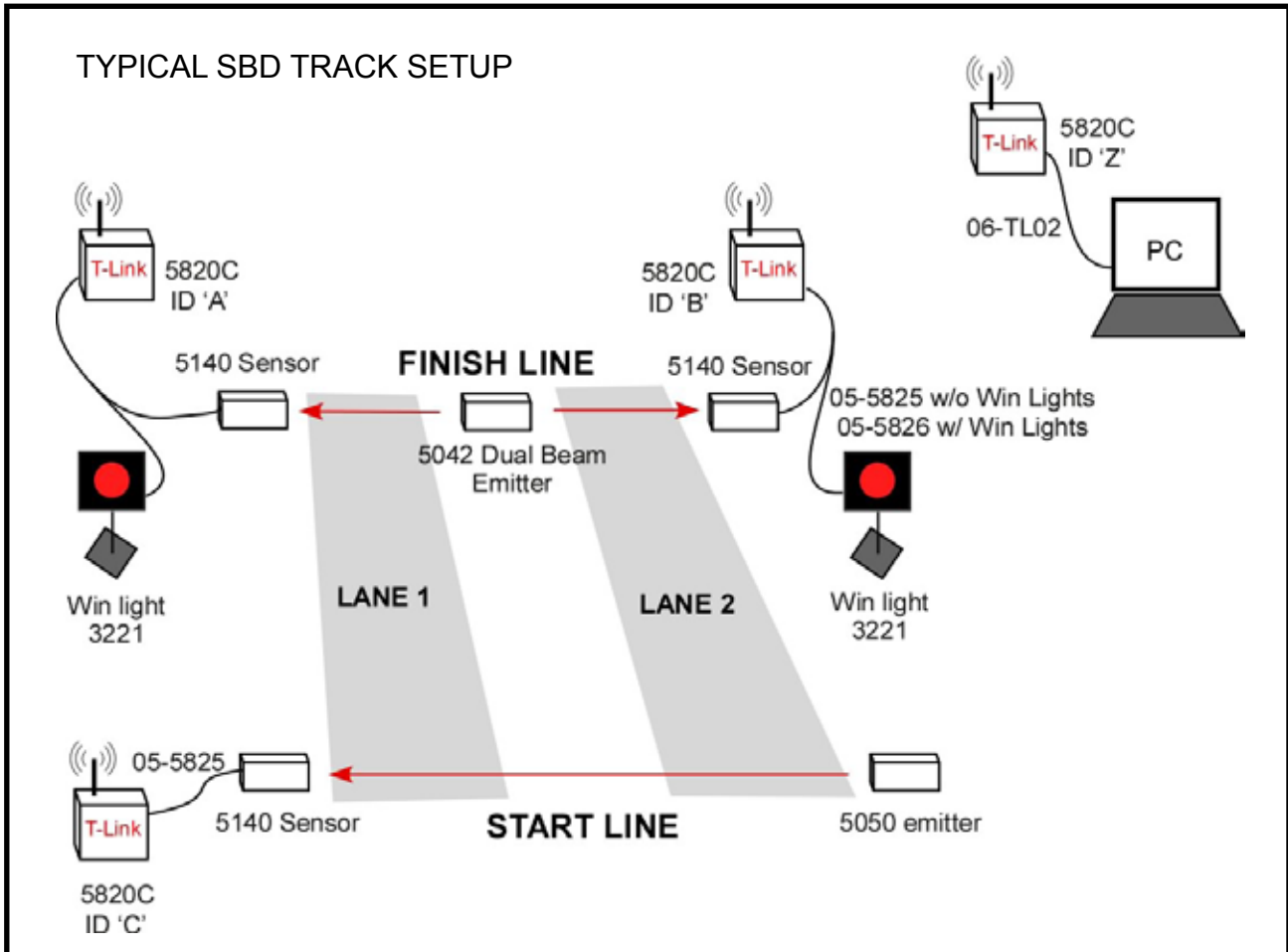
RaceAmerica introduces affordable Large Digital Displays to bring the crowd into your racing action. RaceAmerica Displays can be configured to display the winning lane and differential finish time or the elapsed time for each lane.

For more info go to: www.raceamerica.com/sbdacc.html



SOAP BOX DERBY

5820 Wireless Soap Box Derby/ AxWareDerby Software



The Wireless SBD (Soap Box Derby) Timer replaces track cables normally used to connect track sensors to the timing system. Model 5820 T-Link units report sensor trips to a PC which can calculate Differential times, elapsed times and winning lane data. The wireless T-Link units operate over a wide range of conditions. Optimal conditions are line of sight between sending and receiving units and six feet of ground clearance. Range can exceed one mile. High gain antennas can be utilized for greater distances or noisy environments. Diagnostics such as Beam alignment, RF signal integrity, and T-Link Battery Level are available from the AxWareDerby PC software.

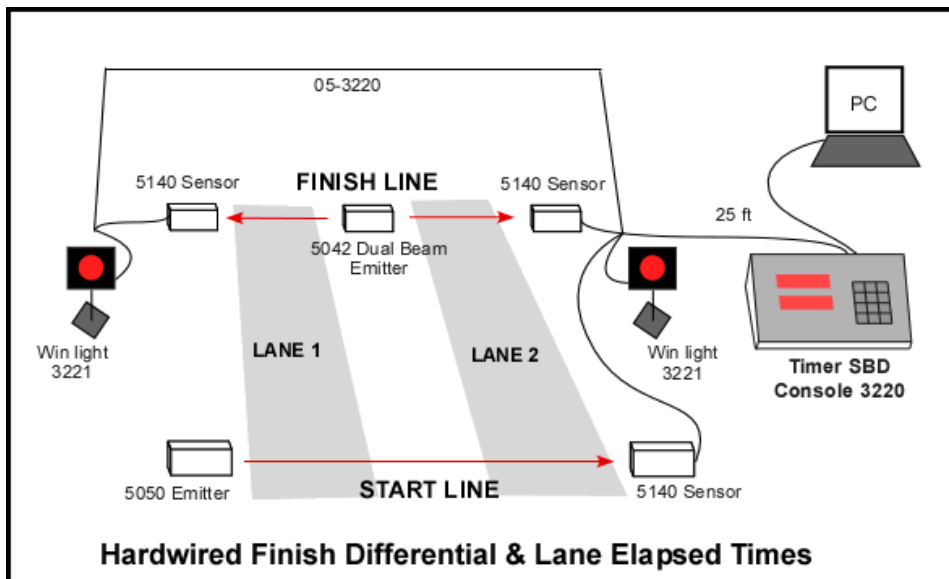
For more info go to: www.raceamerica.com/sbderby.html

For more track diagrams go to: www.raceamerica.com/sbdtrak.html

SOAP BOX DERBY

Timing Systems Comparison Chart

Product Name Model Numbers	<u>Timer SBD</u> 3220C	<u>Wireless SBD</u> 5820
Wireless Track Cables PC Required	No Optional	Yes Required
Differential Finish Timing Elapsed Time per Lane	Included Optional	Included Optional
* Number of Lanes	2	2
Track Sensor Type	Hardwired	T-Link Wireless
S/W Required	-	Yes
PC Software Name	AXWareDerby	AXWareDerby
PC Model Number	3122	3122
Race Management Features	add RM License	add RM License
Network Multiple PC's	add NW License	add NW License
LED Display Available	Optional	Optional
LED Display 5IN/13CM	pn 6560	pn 6560
LED Display 8IN/20CM	pn 6860	pn 6860
LED Display 15IN/38CM	pn 6650	pn 6650



* 4-Lane Timing available on request.

RACE TRACKS

Intelligent Track Safety Lights



RaceAmerica's Intelligent Safety Lights provide the track owner with standard flag colors combined with the flexibility to design more eye catching flag displays. These Safety Lights combine ultrabright 4-color LEDs and multi-segment displays with flag animation and automatic switching between flags to deliver flags a driver will see but not be distracted.

For more info go to:
www.raceamerica.com/itsl.html

- **High Visibility using Ultrabright LED's**
- **Programmable Display Segments, 4-color LED's**
- **Selectable Flag Animations**

- **Wireless or Hardwired Communications**
- **Built-in Wireless Signal Monitor for Easy Setup**
- **Battery Powered or 110VAC/230VAC**

- **Control with Point & Click PC Screen**
- **Control direct from MyLaps Orbits software**
- **Control from Hand Controller iPhone App**

For portable racing applications, RaceAmerica Safety Lights can be attached to our Portable Stand and powered from the rechargeable battery pack located in the base. Package includes stand with integrated battery pack, recharger, and interconnect cable.

All RaceAmerica Safety Lights can be completely portable powered by one of our compact High Output Battery Packs. For more permanent installations, power can also be supplied by 110VAC/230VAC using one of our power adapters. Package includes battery pack, recharger, and interconnect cable.

For more info go to: www.raceamerica.com/itsl.html



RACE TRACKS

Track Safety Lights Software

Setup and Operational Features



CONFIG FLAGS

Configure 16 unique multi-color animated flags to meet the racing event needs.

CONFIG LIGHTS

Configure 16 Track Safety Lights on the track and 3 spare Lights for backup use.

TRACK SETUP

Design the screen to match your track. Load a graphic image of your track, rotate, group, and Drag & Drop Safety Lights onscreen at each turn.

RUN EVENT

Run the practice session and race event from the PC screen. Control Safety Lights individually, in groups, or the entire track.

RF MONITOR

Live measurement and monitoring of the actual RF signal strength received by each Safety Light. No special equipment required.

For more info go to:

www.raceamerica.com/tssw.html

RACE TRACKS

Wireless Race Track Scoreboards

Portable and Semi-Permanent



Horizontal Wireless LED Scoreboards

RaceAmerica's Horizontal Race Track Scoreboards with 5 inch (13cm) and 8 inch (20cm) tall LED digits are designed to display race results wirelessly from the timing booth. These scoreboards can be controlled directly from a PC running MyLaps Orbits Race software or from RaceAmerica's standalone Board Control utility program as well as several other race software programs. Horizontal Scoreboards are available to display the Top 5 Positions and Lap Number and optional Qualifying Times.

For more info go to: www.raceamerica.com/tpscor.html



Vertical Wireless LED Boards

RaceAmerica's Vertical Race Track Scoreboards with 5 inch (13cm) and 8 inch (20cm) tall LED digits are designed to display race results wirelessly from the timing booth. These scoreboards can be controlled directly from a PC running MyLaps Orbits Race software or from RaceAmerica's standalone Board Control utility program as well as several other race software programs. Vertical Scoreboards are available to display Lap Number, Top 5 or Top 10 Positions, and optional Qualifying Times.

For more info go to: www.raceamerica.com/tpscor.html

RACE TRACKS

Large Permanent Install Scoreboards

Vertical Wireless LED Scoreboards

RaceAmerica's Vertical Race Track Scoreboards with 24 inch (61cm) and 15 inch (38cm) tall LED digits are designed to display race results wirelessly from the timing booth. These scoreboards can be controlled directly from a PC running MyLaps Orbits Race software or from RaceAmerica's standalone Board Control utility program as well as several other race software programs. For those tracks who also own RaceAmerica's 3905 LapTimer, the Qualifying Lap Times can be sent to these scoreboards for every lap. Vertical Scoreboards are available to display Lap Number, Top 5, 10, 15 or 20 Positions, and Qualifying Times in several cabinet formats to match your track.

For more info go to: www.raceamerica.com/tpscor2.html



64835A 5-Position
6483L Laps
6483T Time



64835A-Position
6483L Laps



66835A 5-Position
6683T Time



64830A 10-Position
6483L Laps

24in/61cm Digit Vertical Race Track Scoreboards

Part Number	Positions	LED Count	Add Lap	Add Time	Add Combo Lap & Time
64834A	20	10,080	6483L	6483T	6483LT
64833A	15	7,560	6483L	6483T	6483LT
64830A	10	5,040	6483L	6483T	6483LT
64835A	5	2,520	6483L	6483T	6483LT

15in/38cm Digit Vertical Race Track Scoreboards

Part Number	Positions	LED Count	Add Lap	Add Time	Add Combo Lap & Time
66834A	20	5,040	6683L	6683T	6683LT
66833A	15	3,780	6683L	6683T	6683LT
66830A	10	2,520	6683L	6683T	6683LT
66835A	5	1,260	6683L	6683T	6683LT

RACE TRACK

Scoreboards

Comparison Chart

Portable and Semi-Permanent Scoreboards

Horizontal Scoreboards

	<u>pn 6680</u>	<u>pn6681</u>	<u>pn6580</u>	<u>pn6581</u>
Current Lap	Yes	Yes	Yes	Yes
Qualifying Time	Yes	-	Yes	-
Vehicle Positions	Top 5	Top 5	Top 5	Top 5
Digit Size	8in / 20cm	8in / 20cm	5in / 13cm	5in / 13cm
Internal Wireless	Yes	Yes	Yes	Yes

Vertical Leader Boards

	<u>pn 6882T</u>	<u>pn 6882A</u>	<u>pn6582T</u>	<u>pn6582A</u>
Current Lap	Yes	Yes	Yes	Yes
Qualifying Time	Yes	-	Yes	-
Vehicle Positions	Top 5	Top 5	Top 5	Top 5
Digit Size	8in / 20cm	8in / 20cm	5in / 13cm	5in / 13cm
Internal Wireless	Yes	Yes	Yes	Yes

RACE TRACKS

Lap Timers *Single Vehicle Timers*



Display Timer - L Series

RaceAmerica's L-series Display Timers combine the timing accuracy and precision of our most popular Elapsed Time Timing Systems with the crowd pleasing presentation of one of our Large Digital Displays, all in one package. This Display Timer is available in up to a 6-digit live counting timer displaying seconds to a thousandth of a second in 5", 8", 15" or 24" tall display digits. The LED display continuously displays the current lap time counting live at 0.001 second intervals. On each lap when the vehicle 'breaks' the starting line timing beam, the display freezes the lap time and holds the lap time for the crowd to view. After the user configured 'hold time' expires, the display updates to the current timing of the current lap. Power can be supplied to the timer from any 12 volt DC power source or by using the optional 110 volt AC Adapter.

For more info go to: www.raceamerica.com/dtlt.html



3905 Lap Timer

RaceAmerica's model 3905 Laptimer is designed for timing single vehicle lap timing events like Maniac Runs and Time Trials. The 3905 Laptimer can time and store up to nine laps for a vehicle and recall each lap time to the LED display on the console. Vehicle Numbers can be entered into the 3905 Laptimer for later recall and printing. Vehicle Number, Lap Numbers, and Lap Times can be printed to an optional Timeslip Printer and each lap time can be sent to an optional LED Digital Display after each lap is completed. The 3905 Laptimer package includes a 100 foot cable to connect the console in the tower to the track electronics on the track. The 3905 Laptimer ships with model 5040 track electronics designed for a 50 foot wide track. For the wider tracks, RaceAmerica offers higher powered Beam Emitter track electronics.

For more info go to: www.raceamerica.com/3905main.html

RACE TRACKS

Timing Systems Comparison Chart

SINGLE VEHICLE TIMERS

Product Name Model Numbers	<u>LapTimer</u> <u>3905</u>	<u>Display Timer</u> <u>6x32L/4x32L/5432L</u>
Wireless Track Cables	No	No
PC Required	Optional	Optional
Elapsed Time	999.999 max	999.999 max
Number of Lap Times Stored	9 max	1 max
Number of Cars on Track	1 max	1 max
Track Sensor Type	Hardwired	Hardwired
S/W Required		
PC Software Name	AXWareET	AXWareET
PC Model Number		
Network Multiple PC's	add NW License	add NW License
LED Display Available	Optional	Included
LED Display 5IN/13CM	pn 6560	4 & 6 digit
LED Display 8IN/20CM	pn 6860	4 & 6 digit
LED Display 15IN/38CM	pn 6650	5 digit
LED Display 24IN/60CM	-	4, 5 & 6 digit

(Ask about wireless options)

RACE TRACKS

RACE TRACK EQUIPMENT

Oval, Road Course & Special Event Equipment



Black Flag Display

Black Flag Display

Racing often involves showing the BLACK FLAG to one participant to move him/her off the track- but which one exactly? With the Black Flag Display, the participant can quickly confirm his number and do the right thing. Typical applications include **Oval and Road Course** racing, and other **closed course racing** like **BMX** racing or any activity where individual serial notification is important. Controlled from keypad, control box (in conjunction with Corner Safety lights) or PC via a wired or wireless connection, the Black Flag Display is an easy way to communicate with the desired participant.

Large 15" digits are housed in a 21.5" X 39.375" shell and with their Ultra-bright LED's are easily viewable up to 600ft. The 3-digit displays allows up to 1000 individual numbers to be identified.

Flop Clock

Flop Clock

For race timing functions requiring a running time display with pause/resume capability, the RaceAmerica Flop Clock is the answer. Simple push-button operation coupled with 5 or 8 inch LED digits viewable up to 320 ft in full sun or total darkness.



Models: 5 inch digits 4533C
8 inch digits 4833C

SPEED TRAP

S-Trap Timers

Speed Trap detection is available in hardwired and wireless configurations. Depending on your application you can incorporate data capture with a PC and show results using RaceAmerica's electronic displays. For standard speed detection layouts see the track diagrams at www.raceamerica.com/sptrak.html



3230C S-Trap (Standalone Hardwired System)

RaceAmerica designed the S-Trap Speed Detection Timing System to meet a wide variety of speed detection applications. Rugged enough for snowmobile winter speed run applications and versatile enough for water sports applications where bi-directional speed detection is a requirement. Combined with RaceAmerica's wide selection of InfraRed Beam Emitters, lane widths can be from 50ft to 250ft wide.

For more info go to: www.raceamerica.com/spdtrap.html

WIRELESS - The heart of the Wireless Speed Trap is our 5830 T-Link unit; the latest technology combining proven industrial level wireless communications with precision timing electronics.



Wireless S-Trap Model 6530DW/6830DW Displays

For a complete standalone, unattended Speed Trap system, combine our 5830 T-Link with one of our Wireless Speed Trap Displays available with 5in/13cm tall digits or 8in/20cm tall digits. The 5830 T-Link manages the speed detection while the Wireless Speed Trap Display immediately shows the measured speed to the crowd. Utilize multiple displays for more than one crowd location. Speed trap status is displayed on the display and each measured speed is displayed immediately after the vehicle exits the speed trap. The speed is displayed for the preconfigured time, then clears ready for the next run. For more info go to: www.raceamerica.com/spdmain.html



System Flexibility - Add PC Speed Trap Software

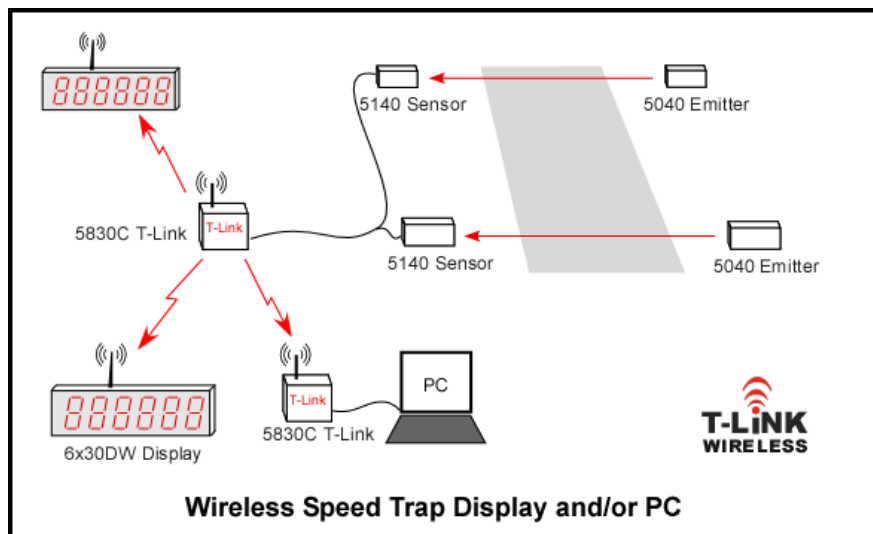
Place your Wireless Speed Trap Displays in front of the crowds
- Place your PC in the tower. The Wireless 5830 T-links Speed Trap can be connected to your PC running the AXWareSpeed Trap Software using our Wireless Data Comm Link. The AXWareSpeed is Windows based offering driver registration, starting line grid with immediate ranking of each run, flexible on-screen class and driver level sorting and reporting, and data storage to your PC's hard drive. With our exclusive wireless technology you can place multiple displays anywhere you need them allowing the tower to concentrate on the current and next run.

SPEED TRAP

Timing Systems

Comparison Chart

Product Name	<u>Hardwired S-Trap</u>	<u>Wireless S-Trap Displays</u>	<u>Wireless S-Trap PC-Based</u>
Model Numbers	3230C	6530DW / 6830DW	5830
Wireless Track Cables	No	Yes	Yes
PC Required	Optional	Optional	Required
Speed Detection (MPH)	400.00 max	400.00 max	400.00 max
Speed Detection (Km/H)	400.00 max	400.00 max	400.00 max
Number of Cars on Track	1 max	1 max	1 max
Track Sensor Type	Hardwired	T-Link Wireless	T-Link Wireless
S/W Required	-	-	Yes
PC Software Name	AXWareSpeed	AXWareSpeed	AXWareSpeed
PC Model Number	3123	3123	3123
Network Multiple PC's	add NW License	add NW License	add NW License
LED Display Available	Optional	Included	Optional
LED Display 5IN/13CM	pn 6560	pn 6530DW	pn 6530DW
LED Display 8IN/20CM	pn 6860	pn 6830DW	pn 6830DW
LED Display 15IN/38CM	pn 6650	-	-



See typical speed trap layouts at www.raceamerica.com/sptrak.html

COUNTERS

Live Counting Displays

Timing for Everything



The displays can be run in several different modes:

- Stopwatch – For manual stopping and starting
- Countdown – Count backwards toward your next activity
- Count UP Mode – Start at 0:00:00 to know how long it takes
- Clock – You will not miss the time on these extra-bright displays

With pushbuttons the displays are easily programmed.

Stopwatch and Countdown Display Timers - SC Series

Need a clock to time events lasting up to an hour long with a Live Counting Display Clock? RaceAmerica's Stopwatch Countdown Display Timers are live counting timers displaying elapsed time. These combination timer and display are available in 24 inch, 15 inch, 8 inch, and 5 inch tall Ultra-Bright LED digits. These are no ordinary LED's. By incorporating the latest LED technology, RaceAmerica's Timer Displays can be seen clearly with full sunlight shining directly into the front of the scoreboard!

The SC series is available in 6-digit, 5-digit, and 4-digit models tuned to your timing needs. With a simple press of a Handheld Starter's Button, these Display Timers start the clock counting. A second press of the Starter's Button stops the clock.

For more info go to: www.raceamerica.com/dtupdn.html

Display Timers

- L-Series Lap Timers see page 28
- E-Series ET Timers see page 13

LIVE COUNTING DISPLAYS

Comparison Chart

Digit Height (in.)	5	8	15	24
Digit Height (cm.)	13	20	38	61
Number of Digits (x)	4 or 6	4 or 6	5	4, 5 or 6
Stopwatch Count Up/Down	pn x532SC	pn x832SC	pn 6632SC	pn x432SC
Lap Timier	pn x532L	pn x832L	pn 6632L	pn x432L
Elapsed Time	pn x532E	pn x832E	pn 6632E	pn x432E
Data Comm (L & E models)	RS232	RS232	RS422/RS485	RS422/RS485
Optional Data Comm	RS422/RS485	RS422/RS485	-	-
Track Sensors (L & E models)	Hardwired	Hardwired	Hardwired	Hardwired
Display Dimensions (in.)	11.5 x 29.63 x 3	14.25 x 46.75 x 3	22.25 x 64 x 4	29 x 112.5 x 4
Display Dimensions (cm.)	29.2 x 75.3 x 7.6	36.2 x 118.7 x 7.6	56.5 x 162.6 x 10.2	73.7 x 285.8 x 10.2
Internal Wireless Option	Yes	Yes	Yes	Yes
Internal Battery Option	Yes	Yes	-	-
DC Power Requirements	12VDC	12VDC	12VDC	24VDC
AC Power Option	pn 6501	pn 6501	pn 6502	pn 18-2402
Permanent Install Kit	-	-	pn 6601A	pn 6601B

Demo Tree Systems



Racebox 3205B

The RACEBOX RT Practice and Demo System is designed to connect to your existing RaceAmerica drag racing tree or it can be bundled with a RaceAmerica tree as a complete package. The RACEBOX is powered from the tree, it is connected to and ships with a 12-button Control Keypad and two Lane Pushbuttons. The RACEBOX has a full featured set including a RT Practice System for one or two lanes, a Drag Race Demonstration Display Mode, a Manually Controlled Starting Mode, and a RT Competiton Game 'Best of 7'.

For more info go to: www.raceamerica.com/racebox.html



Demotree Controller Model 3204T & 3204TW

The 3204 Demo Tree Controller is designed to manually start a drag tree or operate in a continuous 'demo mode' as an active store or window display. Pro or Full tree starts are both available when operated in Manual Mode. The 3204 mounts conveniently to the back of a standard RaceAmerica 12VDC, 110VAC, and 230VAC Drag Tree with one short interconnect cable.

For more info go to: www.raceamerica.com/d3204t.html

Reaction Time Scoreboards

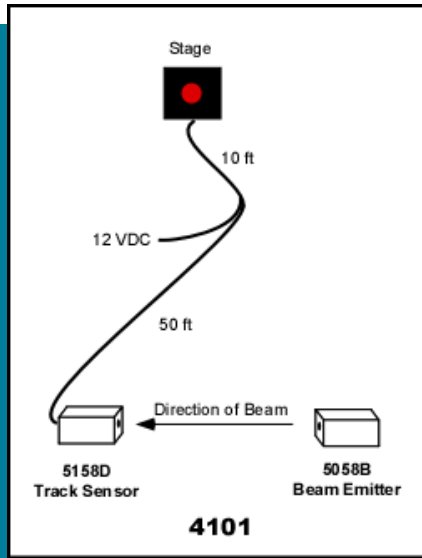
Use RaceAmerica's model 4528 scoreboards connected to the RaceBc 3205 to display reaction times for each player.

For more info go to: www.raceamerica.com/sbdrag.html



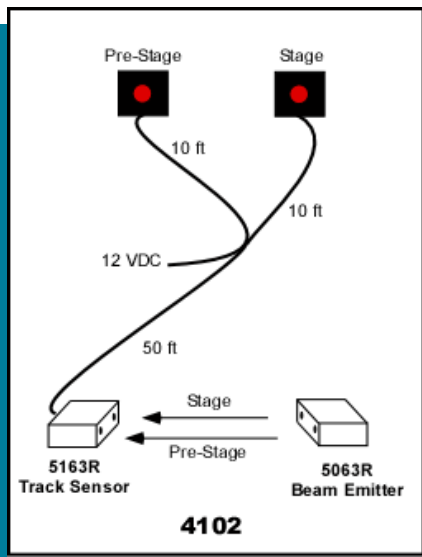
Standalone Stage Light Maxi-Dots

Simple Start Line Solutions



RaceAmerica offers the capability to add starting line staging at your event. Choose from single beam Staging or dual beam Pre-stage & Staging combined with our high intensity Red LED Maxi-Dots or a complete starting line staging setup with one of our fullsize Drag Trees with full redlight detection.

Model 4101 Standalone Staging offers a Single Beam Staging combined with a single high intensity Red LED Maxi-Dot. Roll up and into the beam and the Maxi-Dot illuminates to tell the driver they are properly staged. Roll too far forward out of the stage beam and the Maxi-Dot goes out.



Model 4102 Standalone Staging offers a Dual Beam starting electronics providing both Pre-stage and Stage capabilities. Two high intensity Red LED Max-Dots provide clear indication to the driver when they are in the Pre-stage beam and when to stop when they reach the Stage beam. Maxi-Dots independently illuminate to help position the vehicle at the starting line.

For more info go to: www.raceamerica.com/stage.html

PRACTICE & STAGING

Comparison Chart

Product Name	RT40	RaceBox	Demo Controller	Maxidot
Model Numbers	3208	3205C	3204T / 3204TW	4101/4102
Demo Tree Mode	Included	Included	Included	-
Manual Tree Start Mode	Included	Included	Included	-
RT Practice Mode	Included	Included	-	-
Best of 7 Game	Included	Included	-	-
Digital Clock	Included			-
Wireless Control from PC	-	-	pn 3204TW	-
Small Scale Tree Package	Included	-	-	-
110VAC Tree Package	-	pn 3205C2	pn 3204T2	-
12VDC Tree Package	-	pn 3205C3	pn 3204T3	-
230VAC Tree Package	-	pn 3205C5	pn 3204T5	-
Reaction Time Scoreboards	-	pn 4528	-	-
Handheld Pushbutton	Included	Included	Included	-
Foot Pedal Option	pn 7608F	pn 7605F	-	-
Slap Switch Option	pn 7608S	pn 7605S	-	-
Vehicle Launch Kit	pn 6012	pn 6012	pn 6012	-
Live Staging	pn6012	pn6012	pn6012	pn4101
Pre-Staging	-	pn6012	pn6012	pn4102

RT40 Accessories



Slap Switches



Standard Handheld Pushbuttons



Foot Pedals

WIRELESS

T-LINK Wireless Solutions

Reliable, Dependable, Accurate to 0.001 Wireless Solutions!



T-Link Wireless

Want to replace your track cables with a wireless link between the timing system and the track sensors? RaceAmerica has broken through the wireless barriers and now offers wireless track links with 0.001 second accuracy!

For more info go to: www.raceamerica.com/tlink.html



Model 5800

Model 5800 T-Link Wireless is designed to connect to external Track Sensors using a short interconnect track cable allowing the T-Link unit to be positioned out of harm's way up to 25 feet from the track.



Model 5805

Model 5805 T-Link Wireless Sensors are designed with the Track Sensor installed inside as a single complete wireless sensor unit simplifying installation and setup.



Model 5830

Model 5830 Wireless Speed Trap is designed to connect to two Track Sensors to form a speed trap zone for speed measurements. Power to both Track Sensors is supplied by the 5830 T-Link Wireless unit and speed transmitted back to the tower and speed displays.

Lose the Cable, Keep the Connection!

WIRELESS

4520 Wireless Data Comm Links



4520 RF Link Units

4520 Series Wireless Communication Links

RaceAmerica offers Wireless Data Communications Links on all our Timers, Scoreboards, Printers and even your PC, making setup even easier. These wireless units are pre-configured at RaceAmerica's factory for optimum operation and high resistance to RF and ignition interference. Capable of operating with timing applications separated by thousands of feet, these convenient units can operate from 12VDC, 110VAC, and 230VAC or draw power directly from one of RaceAmerica's Scoreboards and Large Displays.

RaceAmerica models 4520 and 4620 Wireless RF Data Comm Link units install easily to your PC or Timeslip Printer. Using your existing cabling, these wireless units are plug-to-plug compatible with the hardwired cabling and RS422 Communications PODs you may currently be using. Designing these units to be plug-to-plug compatible results in a hardwire backup using your existing equipment - and it's a snap to changeover from wired to wireless and back. Color coded interconnect cables for RS232 and RS422 communication links keep the cable wiring organized. LEDs on the Wireless Data Comm Links indicate when data is transmitted and received to ensure the placement of these units increases their reliability.

For more info go to: www.raceamerica.com/wireless.html



4520 on Tree



4520 at Printer

accessories

Wireless Solutions Antenna Options



Outside Antenna Mount Kit

Model# 4591A

For installations where wireless equipment is located inside a tower or building, relocating the standard Rubber Duckie antenna to the outside a building will increase signal strength and extend the distance between wireless units. This kit consists of a Universal Mounting Bracket and 20 foot Antenna Extension Cable. The Universal Mounting Bracket is attached to the outside of the tower to allow line-of-sight with the wireless units on the track.



Extended Range Antenna Kit

Model# 4590A

When distances become too large for the standard Rubber Duckie antennas and elevating them does not provide for adequate signal strength, higher gain antennas are used. The Extended Range Antenna Kits consist of a 9dBi gain Yagi antenna and a 20 foot Antenna Extension cable with matching connectors. The Yagi antennas are highly directional and designed to be mounted to a vertical post to aid in the aiming of the antenna.

accessories

RS422 Communication PODS



Model 4500 RS422 Communication PODS

When distances between the Timing System and Printers, Scoreboards, and PCs are greater than 100 feet, RS422 Communication PODs are very effective tools. The 4500 POD converts RS232 format data communications to RS422 format offering reliable communications over much greater distances. A typical setup places a POD near the Timing Console and another POD near each device located over 100' away. PODs connected to RaceAmerica timers and displays are powered by the host device and external power is supplied when connected to printers and PCs. Convenient color coded connectors and cables are used with PODs to eliminate connection errors; Blue cables & connectors are RS232, red cables & connectors are RS422. PODs can also be daisy chained with a single cable run connecting multiple scoreboards, displays, or a mix of printers and displays. With 4500 RS422 Communication PODs, you can put the race information where it is most needed.

Dot Matrix Printer Package



Model 6038 Dot Matrix Printer Package

Finally! A battery powered printer easily interfaced to our Custom Timers! This 40-column Dot Matrix Printer ships from RaceAmerica with the battery power supplied from the timing system. No batteries required! The printer uses a standard 1/2" wide ribbon to produce clean, crisp characters on 4-1/2" wide continuous feed paper available at any office supply store. An external paper roll stand is part of the unit to dispense the paper from a roll. The printer offers a very compact size measuring only 8"W X 11"D X 4"H including the paper roll.

Model 6038S serial interface Printer Package includes the printer, two rolls of paper, and a five foot interface/power cable to connect the printer to any RaceAmerica timing system. Wireless communications to the serial printer is also available to eliminate cables.

accessories

Transportation & Storage



Model 6070 Timer Carrying Case

RaceAmerica Blow Molded Carrying Case with custom foam inserts can hold the Timer console and the IR Sensors and Emitters to protect them between events. The Carrying Case can also accommodate the printer, printer cable, spare roll of paper, AC Adapters for the timer and the large display, and DC power cables. The best protection offered for the timing equipment is a foam filled custom carrying case fitted to the equipment.



Model 6076 8" Display Carry Case

The 8" Display Carry Case is ideal to protect your Large Digital Display or Scoreboard investment. To protect your investment, this custom heavy duty carry case doubles as a shipping case. With all metal reinforced corner and edges, all metal hinges, locking latches, and custom high density foam inserts, this case will protect the scoreboard or display from damage, impacts, and vibration. The carry case makes sense, especially if the display is stored away between events.



Softside Carry Cases

This Carry Case has a soft fabric shell encasing one inch of foam all around the Display. A small compartment holds the stands and power cord and/or AC power adapter (5"). Light weight but very effective for the size of the Display.

Model 6075 for 5" displays and model 6077 for 8" displays.



Model 7540 Sensor & Emitter Foam Stands

RaceAmerica IR Beam Emitters and IR Track Sensors are designed to be positioned flat on the road surface with the beam 1" off the race surface. If the racing surface has a severe crown or if your preference is to elevate the Emitter and Sensor to detect the body of the vehicle and protect the electronics, our new Foam Stands make it easy to set the beam at 6" off the race surface. These stands can be used for both Emitters and Sensors with easy assembly. Model 7540B Foam Stands are designed for Beam Emitter models 5040, 5058, and 5042; Track Sensor models 5140 and 5158.

accessories

Cable Management



Model 6080 Cable Bucket Winder

The Model 6080 Cable Bucket Winder makes cable management a whole lot easier by eliminating tangles and knots. The unique features of the bucket allow both ends of the cable to be exposed so you can unwind just the right amount of cable for the particular setup or unwind all the cable and set the bucket aside. Each Bucket Winder will accommodate 660' of our heavy duty track cable.



Model 6085 Cable Reel Winders

The Model 6085 Cable Reel Winder handles all the Category 5 style cables up to 300 feet. Even wind multiple cables on the same winder. Perfect to insure setup and teardown are quick, easy, and cause no damage to the cables.

Track Sensors & Infra-red Beam Emitters



5140D/5158D Track Sensor



5040B/5058B/5050B Beam Emitters



Dual Beam Pre-Stage/Stage



Dual Beams - Stage/Guard



Tri-Beams - PreStg/Stg/Guard




5060 Super Emitter (Int Batt)

RaceAmerica Infra-red Sensors overcome the problems with sunlight and alignment common with many photocell or low tech infra-red solutions. Other manufacturers use photocells which are very sensitive to sunlight and work poorly in bright sunlight. Other manufacturers also use more expensive laser powered beam emitters which generate a bright light to their low tech IR sensors. These seem to work if the sensors are shaded well from sunlight but often are intermittent when running a race event. While others purchase their sensors from outside sources, RaceAmerica's Infra-red Track Sensors were designed by RaceAmerica back in 1991 and have been perfected over the years. These sensors are designed to operate in conditions from total darkness to the brightest sunlight without adjustment with easy setup. This is accomplished through a dual coded digital signal. Dual Beam and Tri-Beam units operate with multiple frequencies.

The proven drag racing technology of RaceAmerica's Infra-red Track Sensors and Beam Emitters provide line-of-sight detection of moving objects. The Digital Dual Coded Infrared (DDCIR) technology design is immune to radio interference and bright sunlight. The Track Sensors connect to any RaceAmerica Timer using an RJ-11 connector for fast and easy setup. The Beam Emitters are powered by four AA-size or four C-size batteries and provide detection of objects up to 250 feet away from the Track Sensors.

For more info go to: www.raceamerica.com/trkelect.html



The Emitter throws a spot light like beam of infra-red light; the Sensor should be aligned near the center of the beam for optimal reception and alignment.

	<u>SENSOR MODEL</u>	<u>EMITTER MODEL</u>	<u>RANGE</u>	<u>APPLICATION</u>
	5140D Single Beam Sensor	5040B Single Emitter, 'AA' Batteries	50ft	Start/Speed/Finish Downtrack
		5042B Dual Emitter, 'C' Batteries	50ft	Center Lane Drag
		5050B Single Emitter, 'AA; Batteries	75ft	Exended range applications
		5060B Super Emitter, Int Rechgl Bat	250ft	Speed Runs, across water
	5158D Single Sensor	5058B Single Emitter, 'AA' Batteries	50ft	Single Beam Stage/Start
6027 OPTION	5163L Left Dual Beam	5063L Left Dual Beam, 'C' Batteries	20ft	Pre-Stage/Stage Starts
	5163R Right Dual Beam	5063R Right Dual Beam, 'C' Batteries	20ft	
6026 OPTION	5156L Left Dual Beam	5054L Left Dual Beam, 'C' Batteries	20ft	Professional Dual Beam Stage/Guard Starts
	5156R Right Dual Beam	5054R Right Dual Beam, 'C' Batteries	20ft	
6023 OPTION	5167L Left Tri-Beam	5067L Left Tri-Beam, 'C' Batteries	20ft	Professional Tri-Beam Pre-Stage/Stage/Guard Starts
	5167R Right Tri-Beam	5067R Right Tri-Beam, 'C' Batteries	20ft	